



EPS Roofing Insulation Products

www.SourceMountain.com

Highest R-value per Dollar Labor & Cost Savings vs Polyiso

Flat & Tapered Plain EPS Roofing Insulation

Application: Many roofing and re-roofing applications requiring insulation, leveling board, or tapered boards for drainage.

Properties: Available in ASTM C578 nominal densities from 1.0 - 3.0 pcf and compressive strengths from 10 - 60 psi. Flat EPS is available in thicknesses from 1/2" - 6", and tapered in thicknesses from 1/4" - 36". A wide variety of widths and multiple tapered slopes are offered.



Poly Shield® Laminated Insulation Board


Application: Many roofing and re-roofing applications requiring insulation and/or a leveling board. Often used in re-cover applications for use under single-ply roof systems. Facer options, including reflective, polypropylene, and polyester laminates, provide compatibility with a wide variety of roofing membranes.

Properties: Available in ASTM C578 nominal densities of 1.0 - 3.0 pcf, compressive strengths of 10 - 60 psi, board sizes of 4' x 8', and thicknesses of 3/8" - 1".

Fan Fold

Application: Underlayment / re-cover board that significantly reduces application labor costs, and is lighter weight and costs much less than most other roofing re-cover boards. Ideal for low-slope commercial and industrial roofs that employ mechanically attached or ballasted roofing systems. Facer options include reflective, polypropylene, and polyester laminates.

Properties: Available in two square, accordion-folded bundles of 4' x 50', thicknesses of 1/4", 3/8", 1/2", and 3/4", and ASTM C578 nominal densities of 1.0, 1.25, and 1.5 pcf, with compressive strengths from 10 - 15 psi.



FR Composite Sheet

Cellofoam® FR Composite Sheet is made from a coated-glass fiber mat laminated onto premium EPS foam insulation for use as a combined insulation and fire retarding layer in single-ply roof systems.

Application: For re-cover or new, low slope, ballasted or mechanically attached, roof systems. Approved for use without slip sheets or heavy and expensive cover boards on many non-combustible decks.

Properties: Available in ASTM C578 nominal densities of 1.0 - 2.0 pcf, compressive strengths of 10 - 25 psi, board sizes of 4' x 8' ft, and thicknesses of 1" - 6".

Flute Fill

Application: Void fill installed within the flute of an existing metal roof as a component of a retrofit system. The product is either loosely laid or mechanically attached to provide a uniform and level substrate.

Properties: CNC hot wire cut to fit your flute profile. Available in either square or tapered edges, lengths of 8', 10', and 12', ASTM C578 nominal densities of 1.0 - 2.0 pcf, 3/4" - 5" thicknesses, and compressive strengths from 10 - 25 psi.







EPS Roofing Insulation Products

www.SourceMountain.com

Laminated Flute Fill Combo Board

Application: This single layer system effectively combines void fill leveling provided by flute filler with additional insulation and a facer. This negates the need for a separate, expensive, and heavy coverboard or a fire retarding slip sheet. For ballasted or mechanically attached roofs; typically used as a single layer in metal retrofit systems. Both Polyester and FR facers available.

Properties: CNC hot wire cut to fit your flute profile. It is typically provided in 4' x 8' boards up to 6" thick, with a minimum thickness above the rib of 1.5", ASTM C578 nominal densities of 1.0 - 2.0 pcf, and compressive strengths of 10 - 25 psi. Ends are shiplapped to reduce thermal bridging.



Holey Board

Application: For use in lightweight concrete systems. CNC cut with specified hole patterns into finished board sizes to meet LWIC roofing system specifications and project requirements. Often installed in stair-step manner to help create a slope to meet rooftop drainage requirements.

Properties: Typically, in 2' x 4' boards with thicknesses of 1" - 16" and ASTM C578 nominal densities of 1.0 - 2.0 pcf. Custom sizes and hole patterns available.

Pre-Cut Roofing Components

Application: Factory pre-cut EPS Crickets, Hip Blocks, Valley Blocks, and Sumps are designed to lower your installation labor costs and improve your profit.

Properties: Available in ASTM C578 nominal densities of 1.0 - 3.0 pcf, compressive strengths from 10 - 60 psi, panels of 4' length and width, and tapered in thicknesses from 1/4" - 36". Multiple tapered slopes are offered to meet your roofing needs.



ADVANTAGES

Labor & Material Savings: EPS is significantly less expensive than Polyiso, and provides the highest R-value per unit cost. Factory laminated facer roofing products and pre-cut crickets, blocks, and sumps can often save installation labor time and costs.

Code Approvals: Underwriters Laboratory Listed, UL Classified TGFU.R7260, UL ER7260, for low slope mechanically attached or ballasted roof systems. Many of these products are part of a Class A fire rated assembly over noncombustible decks. Please consult local building codes and membrane manufacturers for system requirements.

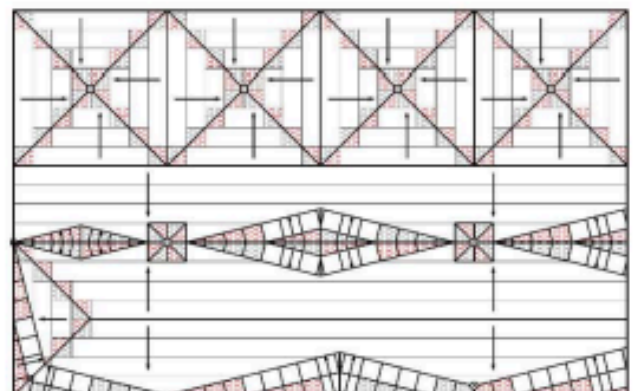


Stable R-value: The R-value of Cellofoam EPS roofing products is permanent because EPS contains only air. Unlike Polyiso or XPS whose blowing agents outgas, EPS R-values do not degrade over decades of use.

Moisture Resistant: Cellofoam EPS is quick drying and does not readily absorb moisture from the air. Its closed-cell structure reduces the absorption and migration of moisture.

Premium Quality: All Cellofoam EPS roofing products meet or exceed ASTM C578 specifications, with excellent dimensional stability, flexural, and compressive strength.

Environmentally Friendly: Cellofoam EPS contains no formaldehyde or ozone-depleting CFCs or HCFCs. It is 100% recyclable and may contain recycled material.



Your Local Manufacturing Supplier
www.SourceMountain.Com
Sales@sourcemountain.com
920-382-0382